



AKSA Power Generation has been producing industrial generator sets with an innovative compact design and excellence in quality for over 30 years. AKSA has been providing reliable power through three main production plants and over 15 branch offices worldwide.

General Characteristics

Model Name	APD-ULM800
Engine Make	Mitsubishi
Engine Model	S12A2-Y2PTAW-2
Alternator Make	Stamford
Control Panel Make & Model	DSE 7320
Frequency & Speed	60Hz, 1800rpm
Enclosure Make & Model	AKSA AUL 81/82



Genset Rating

Engine	Alternator	Voltage	Standby Power	Power Factor	Standby Current
S12A2-Y2PTAW-2	HCI634H (Wnd-312)	480 / 277V	800kW	0.8	1203A
	HCI634H (Wnd-312)	240/120V	800kW	0.8	2406A
	HCI634H (Wnd-311)	208 / 120V	800kW	0.8	2776A
	HCI634G (Wnd-17)	600 / 347V	800kW	0.8	963A

*EPA – Certified for Emergency Stationary Applications

Stand-by Power (Maximum): Power available at variable load in the event of main power network failure. No over load is permitted.

Prime Power: Power available at variable load in lieu of a main power network. Overload of 10% is permitted for 1 hour in every 12 hours of operation.

The above ratings represent the engine performance capabilities to conditions specified in accordance with ISO 8528/5 & ISO3046.

Derating may be required for conditions outside of the test conditions.

Codes & Standards

The Generator set is designed and manufactured in a facility certified to **ISO9001** standards.

The Generator set is designed and manufactured in a facility certified to **ISO14001:2015** standards.

AKSA Power Generation provides **single source responsibility** for the generator set & accessories.

The generator set, with its components, are **prototype tested** and **production tested** according to the UL test program.

The generator set meets **NFPA70, 99, 110, 37** Level 1 when equipped with the necessary accessories and installed per NFPA standards.



*Manufacturer reserves the right to make changes in model, technical specifications, color, equipment and accessories without prior notice.


Engine Data

Manufacturer	Mitsubishi
Model	S12A2-Y2PTAW-2
Displacement & Cylinders	33.93 L / 12 Cylinders
Engine Speed	1800rpm
Engine Standby Power wo/Fan	900 kW
Engine Prime Power wo/Fan	820 kW
Aspiration	Turbo-charged, InterCooler
Compression Ratio	15.3 : 1
Bore / Stroke	150 mm / 160 mm
Break Mean Effective Pressure	256 psi
Mean Piston Speed	9.6 m/s
Allowable Fan Loss Power	38 kW
Max Regenerative Power Absorption Capacity wo Fan	93 kW
Steady State Speed Stability	±0.25 %
Max Over Speed Capacity	2400 rpm
Wet Weight – Engine Only	7938 lb

Electric System

Battery Charge Alternator	24V / 25Ah
Starting Motor Capacity	6 kW x 2
Battery Qty, Rating, CCA	4 x 200Ah, 1150CCA

Cooling System

Radiator Cooling System Type	Closed Circuit
Radiator Ambient Temp	> 50 °C
Coolant Capacity, Engine Only (Jacket & Air Cooler)	26.4 gal
Max Coolant Temp at Engine Outlet	208 °F
Thermostat, Start – Fully Open	149– 185 °F

Exhaust System

Exhaust Outlet Size	202 mm
Max Allowable Back Pressure	600 mmH2O
Exhaust Gas Flow	232 m³/min

Fuel System

Fuel Injector	Bosch P Type x 2
Max Suction of Feed Pump	75 mmHg
Max Static Head of Return & Leak Pipe	150 mmHg

Air Intake System

Intake Air Flow	88 m³/min
Max Intake Air Restriction (Clean Element)	400 mmH2O
Air Filter Type	Dry Paper Element

Fuel Consumption

Standby Power (110%)	67.4 gal/h
Prime Power (100%)	58.4 gal/h
Prime Power (75%)	41.7 gal/h
Prime Power (50%)	28.5 gal/h
Prime Power (25%)	16.6 gal/h

Lubrication System

Total System Capacity	31.7 gal
Sump Capacity Max / Min	26.4 gal / 21.1 gal
Max Oil Temp	230 °F
Oil Pressure at Rated Speed	57 – 86 psi

*Manufacturer reserves the right to make changes in model, technical specifications, color, equipment and accessories without prior notice.

Alternator Data

Manufacturer	Stamford
Standards	BS EN 60034
Control System	PMG
A.V.R.	MX321
Voltage Regulation	± 0.5 %
Insulation System	Class H
Protection	IP23
Rated Power Factor	0.8
Stator Winding	Double Layer Concentric
Winding Pitch	Two Thirds
Winding Leads	12
Telephone Interference	THF < 2 %
Waveform Distortion	No Load < 1.5 %
Maximum Over speed	2250 rev/min

Controller Data

Manufacturer	DSE
Model	7320
Type	Auto Mains Failure Control

Controller Features & Benefits

Microprocessor controlled
License free PC Software
IP65 rating offers increased resistance to water ingress
Modules can be integrated to building management systems
Real time clock provides accurate event log
Four line back-lit LCD text display
Five key menu navigation
Front panel editing with PIN protection
Support up to three remote display modules
Configurable timers and alarms
Multiple date and timer scheduler
Integral PLC editor
'Protections disabled' feature
kW & kVAr protection
Reverse power (kW & kVAr) protection
Power monitoring (kWh, kVAr, kVAh, kVArh)
Load switching (load shedding and dummy load outputs)
Unbalanced load protection
Independent Earth Fault trip
Fully configurable via DSE Configuration Suite PC Software
SCADA monitoring via DSE Configuration Suite PC Software

Battery Charger & Electrical System Data

Manufacturer	ComAp
Model	InteliCharger
Input Voltage	85V ~ 264V AC
Output Voltage / Current	27.2V Float / 2.5A pk

Jacket Water Heater Data

Manufacturer	Hotstart
Model	CKM1060260-000
Input Voltage	240V
Power	6000W

*Manufacturer reserves the right to make changes in model, technical specifications, color, equipment and accessories without prior notice.

Enclosure Features

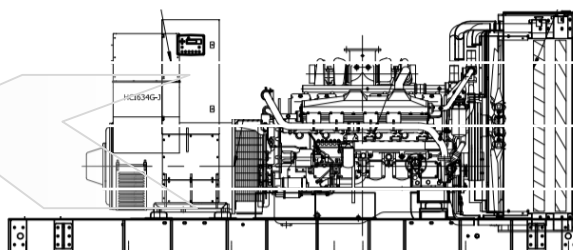
- ✓ Heavy Duty Steel / Aluminum Structure
- ✓ E-Stop on Enclosure
- ✓ Control Panel Eliminated from Engine Vibrations
- ✓ Standard Sound Attenuation Foam
- ✓ Plastic Covered Corrosion Resistant Locks & Hinges

Enclosure Features

- ✓ Internally Mounted Exhaust System with Rain Cap
- ✓ Coolant Fill Cap
- ✓ Removable Base Frame Lifting Hooks
- ✓ Oil & Coolant Drain Ports
- ✓ Easy Access for Maintenance

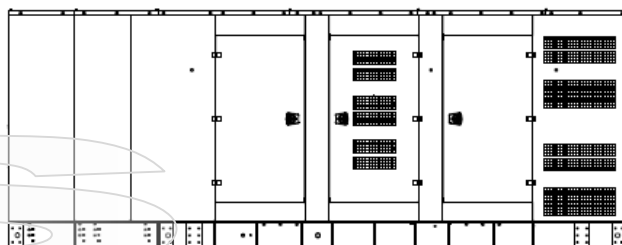
Open Skid Gen-Set Dimensions

Length	197 in
Width	89 in
Height	83.2 in
Dry Weight	17800 lb



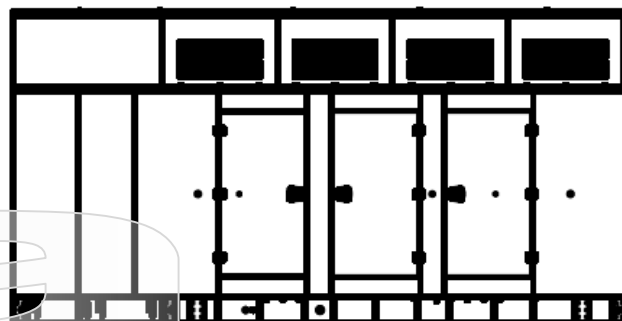
Enclosed Gen-Set Dimensions - Level 1

Length	260.4 in
Width	89 in
Height	101.2 in
Dry Weight	23490 lb
Sound Pressure @ 7 meters	82 dB(A)



Enclosed Gen-Set Dimensions – Level 2

Length	260.4 in
Width	89 in
Height	132.9 in
Dry Weight	TBA
Sound Pressure @ 7 meters	79 dB(A) (Calculated Value)



Fuel Tank - UL142 Listed Base Design

Size	24hr (1800gal)	48hr (3600gal)	72hr (4850gal)
Dimensions (L/W/H) (in)	285 / 89 / 25	370 / 89 / 36	486 / 89 / 36
Weight (lb)	5600	8600	11000

*Manufacturer reserves the right to make changes in model, technical specifications, color, equipment and accessories without prior notice.



Standard Features & Accessories

- ✓ UL2200 Certification
- ✓ Heavy Duty Steel Base Frame
- ✓ PMG w/MX321 AVR
- ✓ Engine Jacket Water Heater
- ✓ Battery and Battery Rack
- ✓ Battery Charger
- ✓ Anti Vibration Pads between Engine/Alternator & Base Frame
- ✓ Critical Grade Silencer Inside Enclosure
- ✓ Residential Grade Silencer Set for Open Skid Sets
- ✓ Exhaust outlet rain cap and radiator fill cap
- ✓ Sound Absorb Foam Material for Enclosure
- ✓ Emergency Stop Buton
- ✓ Oil Drain Valve
- ✓ Coolant Drain Valve
- ✓ Jacket Water Heater Isolation Valves
- ✓ Flex Fuel Lines
- ✓ Air Filter Restriction Gauge
- ✓ Engine Manifold Cover
- ✓ Turbocharger Cover
- ✓ Protection Covers for Rotating Parts
- ✓ Exhaust Insulation Cover
- ✓ Enclosure DC Light
- ✓ Operations Manual
- ✓ 24 Months / 2000 hours Limited Standby Warranty

Optional Accessories

- ☐ Main Line CB (3 / 4 Poles – 80% / 100% rated)
- ☐ Upsize Alternator
- ☐ Digital AVR
- ☐ Anti-condensation Heater
- ☐ Sub Base Fuel Tank (UL142 / UL2085)
- ☐ Fuel Level Display & Alarm on Controller
- ☐ Low / High Fuel Alarms
- ☐ Fuel Water Separator Filter
- ☐ Auto Fuel Fill Control System
- ☐ Oil Temperature Display on Controller
- ☐ Manual Speed Adjust Rheostat
- ☐ Manual Voltage Adjust Rheostat
- ☐ Remote Annunciator Panel
- ☐ Remote Control & Monitoring Panel
- ☐ Advanced SMS Messaging
- ☐ Control Panel Heater
- ☐ Battery Disconnect Switch
- ☐ Battery Heater
- ☐ Battery Charger 10/20 Amp
- ☐ Shunt Trip / Aux Contacts
- ☐ Spring Anti-vibration Isolators
- ☐ Automatic Transfer Panel (ATS)
- ☐ 5 Years / 2000 hours Limited Comprehensive Warranty

*Manufacturer reserves the right to make changes in model, technical specifications, color, equipment and accessories without prior notice.

Aksa Power Generation USA

371 Exchange Street, West Monroe, LA 71292
T: + 1 318 8558377
sales@aksausa.com

Aksa Power Generation

USA & LATAM
a member of



KAZANCI HOLDING

Aksa Power Generation LATAM

12320 NW 116th Street, Miami, FL 33178
T: + 1 786 4936857
sales@aksalata.com